

CALIFORNIA COMMUNITY COLLEGES  
CHANCELLOR'S OFFICE

Quarterly Financial Status Report, CCFS-311Q  
CERTIFY QUARTERLY DATA

CHANGE THE PERIOD ▼

Fiscal Year: 2019-2020

Quarter Ended: (Q3) Mar 31, 2020

District: (650) SANTA BARBARA

Your Quarterly Data is Certified for this quarter.

**Chief Business Officer**

**CBO Name:** Lyndsay Maas

**CBO Phone:** 805-965-0581

**CBO Signature:**   
Lyndsay Maas (May 20, 2020 17:48 PDT)

**Date Signed:** \_\_\_\_\_

**District Contact Person**

**Name:** Jamas Zavas

**Title:** Controller

**Telephone:** 805-965-0581

**Chief Executive Officer Name:** Dr. Utpal Goswami

**Fax:** 805-897-3505

**CEO Signature:**   
Utpal Goswami (May 20, 2020 17:57 PDT)

**Date Signed:** \_\_\_\_\_

**E-Mail:** [jdzavas@pipeline.sbccc.edu](mailto:jdzavas@pipeline.sbccc.edu)

**Electronic Cert Date:** 05/15/2020

California Community Colleges, Chancellor's Office  
Fiscal Services Unit  
1102 Q Street, Suite 4550  
Sacramento, California 95811

Send questions to:  
[ccfs311admin@cccco.edu](mailto:ccfs311admin@cccco.edu)

**CALIFORNIA COMMUNITY COLLEGES  
CHANCELLOR'S OFFICE**

**Quarterly Financial Status Report, CCFS-311Q  
VIEW QUARTERLY DATA**

**CHANGE THE PERIOD** ▼

**Fiscal Year: 2019-2020**

**Quarter Ended: (Q3) Mar 31, 2020**

**District: (650) SANTA BARBARA**

Line	Description	As of June 30 for the fiscal year specified			
		Actual 2016-17	Actual 2017-18	Actual 2018-19	Projected 2019-2020
<b>I. Unrestricted General Fund Revenue, Expenditure and Fund Balance:</b>					
A.	<b>Revenues:</b>				
A.1	Unrestricted General Fund Revenues (Objects 8100, 8600, 8800)	96,286,212	93,808,372	98,485,923	98,396,606
A.2	Other Financing Sources (Object 8900)	348,203	451,566	800,826	439,963
A.3	<b>Total Unrestricted Revenue (A.1 + A.2)</b>	<b>96,634,415</b>	<b>94,259,938</b>	<b>99,286,749</b>	<b>98,836,569</b>
B.	<b>Expenditures:</b>				
B.1	Unrestricted General Fund Expenditures (Objects 1000-6000)	93,590,069	91,400,936	100,084,882	101,829,207
B.2	Other Outgo (Objects 7100, 7200, 7300, 7400, 7500, 7600)	4,097,676	875,600	1,366,140	1,808,650
B.3	<b>Total Unrestricted Expenditures (B.1 + B.2)</b>	<b>97,687,745</b>	<b>92,276,536</b>	<b>101,451,022</b>	<b>103,637,857</b>
C.	<b>Revenues Over(Under) Expenditures (A.3 - B.3)</b>	<b>-1,053,330</b>	<b>1,983,402</b>	<b>-2,164,273</b>	<b>-4,801,288</b>
D.	<b>Fund Balance, Beginning</b>	<b>28,995,517</b>	<b>27,942,187</b>	<b>29,925,589</b>	<b>27,761,217</b>
D.1	Prior Year Adjustments + (-)	0	0	-100	0
D.2	<b>Adjusted Fund Balance, Beginning (D + D.1)</b>	<b>28,995,517</b>	<b>27,942,187</b>	<b>29,925,489</b>	<b>27,761,217</b>
E.	<b>Fund Balance, Ending (C. + D.2)</b>	<b>27,942,187</b>	<b>29,925,589</b>	<b>27,761,216</b>	<b>22,959,929</b>
F.1	Percentage of GF Fund Balance to GF Expenditures (E. / B.3)	28.6%	32.4%	27.4%	22.2%

**II. Annualized Attendance FTES: This data is being captured in CCFS-320 and is no longer required here.**

G.1	Annualized FTES (excluding apprentice and non-resident)				
-----	---	--	--	--	--

**III. Total General Fund Cash Balance (Unrestricted and Restricted)**

	Description	As of the specified quarter ended for each fiscal year			
		2016-17	2017-18	2018-19	2019-2020
H.1	Cash, excluding borrowed funds		34,724,985	33,359,414	32,204,341
H.2	Cash, borrowed funds only		0	0	0
H.3	<b>Total Cash (H.1+ H.2)</b>	<b>36,856,326</b>	<b>34,724,985</b>	<b>33,359,414</b>	<b>32,204,341</b>

**IV. Unrestricted General Fund Revenue, Expenditure and Fund Balance:**

Line	Description	Adopted Budget (Col. 1)	Annual Current Budget (Col. 2)	Year-to-Date Actuals (Col. 3)	Percentage (Col. 3/Col. 2)
<b>I. Revenues:</b>					
I.1	Unrestricted General Fund Revenues (Objects 8100, 8600, 8800)	100,003,500	98,533,874	72,997,805	74.1%
I.2	Other Financing Sources (Object 8900)	400,000	439,963	395,214	89.8%
I.3	<b>Total Unrestricted Revenue (I.1 + I.2)</b>	<b>100,403,500</b>	<b>98,973,837</b>	<b>73,393,019</b>	<b>74.2%</b>
<b>J. Expenditures:</b>					
J.1	Unrestricted General Fund Expenditures (Objects 1000-6000)	102,340,800	103,220,113	73,161,660	70.9%
J.2	Other Outgo (Objects 7100, 7200, 7300, 7400, 7500, 7600)	1,316,390	1,716,390	657,255	38.3%
J.3	<b>Total Unrestricted Expenditures (J.1 + J.2)</b>	<b>103,657,190</b>	<b>104,936,503</b>	<b>73,818,915</b>	<b>70.3%</b>
K.	<b>Revenues Over(Under) Expenditures (I.3 - J.3)</b>	<b>-3,253,690</b>	<b>-5,962,666</b>	<b>-425,896</b>	
L	Adjusted Fund Balance, Beginning	27,761,217	27,761,217	27,761,217	
L.1	<b>Fund Balance, Ending (C. + L.2)</b>	<b>24,507,527</b>	<b>21,798,551</b>	<b>27,335,321</b>	
M	Percentage of GF Fund Balance to GF Expenditures (L.1 / J.3)	23.6%	20.8%		

**V. Has the district settled any employee contracts during this quarter?**

**NO**

VI. Did the district have significant events for the quarter (include incurrence of long-term debt, settlement of audit findings or legal suits, significant differences in budgeted revenues or expenditures, borrowing of funds (TRANS), issuance of COPs, etc.)?

**NO**

If yes, list events and their financial ramifications. (Enter explanation below, include additional pages if needed.)

VII. Does the district have significant fiscal problems that must be addressed?

This year?  
Next year?

**NO**  
**NO**

If yes, what are the problems and what actions will be taken? (Enter explanation below, include additional pages if needed.)









# SBCC 3rd Quarter 311Q

Final Audit Report

2020-05-21

Created:	2020-05-15
By:	James Zavas (jdzavas@pipeline.sbcc.edu)
Status:	Signed
Transaction ID:	CBJCHBCAABAA0yP_YMFD9lx9oCKNiEGtFFNx125ig6DO

## "SBCC 3rd Quarter 311Q" History

-  Document created by James Zavas (jdzavas@pipeline.sbcc.edu)  
2020-05-15 - 11:31:57 PM GMT- IP address: 209.129.49.190
-  Document emailed to Lyndsay Maas (Immaas@pipeline.sbcc.edu) for signature  
2020-05-15 - 11:34:23 PM GMT
-  Email viewed by Lyndsay Maas (Immaas@pipeline.sbcc.edu)  
2020-05-21 - 0:47:43 AM GMT- IP address: 66.249.84.17
-  Document e-signed by Lyndsay Maas (Immaas@pipeline.sbcc.edu)  
Signature Date: 2020-05-21 - 0:48:00 AM GMT - Time Source: server- IP address: 24.254.82.97
-  Document emailed to Utpal Goswami (ugoswami@pipeline.sbcc.edu) for signature  
2020-05-21 - 0:48:03 AM GMT
-  Email viewed by Utpal Goswami (ugoswami@pipeline.sbcc.edu)  
2020-05-21 - 0:57:14 AM GMT- IP address: 66.249.84.21
-  Document e-signed by Utpal Goswami (ugoswami@pipeline.sbcc.edu)  
Signature Date: 2020-05-21 - 0:57:39 AM GMT - Time Source: server- IP address: 70.185.132.83
-  Signed document emailed to James Zavas (jdzavas@pipeline.sbcc.edu), Lyndsay Maas (Immaas@pipeline.sbcc.edu) and Utpal Goswami (ugoswami@pipeline.sbcc.edu)  
2020-05-21 - 0:57:39 AM GMT